

HYRUM CITY
2023 PRIMARY ELECTION

| | PRECINC1 | PRECINC2 | PRECINC3 | PRECINC4 | PRECINC5 | PRECINCT# | TOTALS |
|---|----------|----------|----------|----------|----------|-----------|--------|
| | 1 | 2 | 3 | 4 | 5 | ALL | |
| # Persons Voting | 210 | 193 | 220 | 288 | 276 | | 1187 |
| # Persons Voted (including not counted) | 210 | 193 | 220 | 288 | 276 | 11 | 1198 |
| # Registered Voters | 776 | 681 | 896 | 1194 | 1499 | | 5,046 |
| Voter Response % | | | | | | | 23.74% |
| Voter Response Counted % - Total | 27.06% | 28.34% | 24.55% | 24.12% | 18.41% | | 23.52% |

| | | | | | | | |
|--------------------|-----|-----|-----|------|------|--|-------|
| # Ballots Issued | 776 | 681 | 896 | 1194 | 1499 | | 5,046 |
| # Ballots Counted | 210 | 193 | 220 | 288 | 276 | | 1,187 |
| # Votes Per Ballot | x3 | x3 | x3 | x3 | x3 | | x3 |
| # Potential Votes | 630 | 579 | 660 | 864 | 828 | | 3,561 |

Provisional Mail/Dropbox Total :

| | | | | | | | |
|---|--|--|--|--|--|-------------|-------------|
| # Accepted Ballots | | | | | | 1111 | 1111 |
| # Rejected (spoiled) & Recreated Ballot | | | | | | 1 | 1 |
| Ballots Challenged - 73 | | | | | | | |
| Ballots Approved after Review | | | | | | 61 | 61 |
| Cure Letters Sent (12) | | | | | | | |
| Ballot Unsigned - 1 | | | | | | | |
| Ballot Signature Didn't Match - 11 | | | | | | | |
| Ballots Resolved (Cure Letter Returned) | | | | | | 1 | 1 |
| In Person Ballots | | | | | | 13 | 13 |
| Ballots Counted - Total | | | | | | 1187 | 1187 |

Cure Letters Sent (12)


| | | | | | | | |
|---|--|--|--|--|--|-------------|-------------|
| Ballots Unresolved (not counted) | | | | | | 11 | 11 |
| Ballots Received including Not Counted | | | | | | 1198 | 1198 |

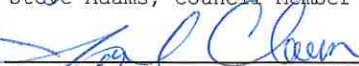
City Council Candidates 3 Seats 4 - Year Term:


| | | | | | | | |
|----------------------------|------------|------------|------------|------------|------------|----------------|-------------|
| Steve Adams | 111 | 106 | 127 | 115 | 101 | 17.98% | 560 |
| Scott R Casas | 39 | 49 | 33 | 61 | 46 | 7.32% | 228 |
| Teresa F Dimick | 49 | 19 | 41 | 47 | 65 | 7.09% | 221 |
| Vicky McCombs | 75 | 94 | 96 | 147 | 119 | 17.05% | 531 |
| Michael Nelson | 72 | 46 | 44 | 119 | 133 | 13.29% | 414 |
| Kevin J. Petersen | 101 | 66 | 82 | 138 | 117 | 16.18% | 504 |
| Craig Rasmussen | 115 | 119 | 148 | 146 | 129 | 21.09% | 657 |
| Total Tallied Votes | 562 | 499 | 571 | 773 | 710 | 100.00% | 3115 |


| | | | | | | | |
|---------------------------------------|------------|------------|------------|------------|------------|--|--------------|
| # Votes Tallied | 562 | 499 | 571 | 773 | 710 | | 3115 |
| # Votes Unused or Defective | 68 | 80 | 89 | 91 | 118 | | 446 |
| Total Tallied and Unused Votes | 630 | 579 | 660 | 864 | 828 | | 3,561 |

We, the undersigned Board of Canvassers and Cache County Clerk, hereby certify the foregoing statement to be true and correct tabulation of the 2023 Primary Election returns as derived from the Official Canvass of Votes held this 19th day of September, 2023.



Steve Adams, Council Member


Jared L. Clawson, Council Member


Paul C. James, Council Member


Stephanie Fricke, City Recorder


Vicky McCombs, Council Member


Craig L. Rasmussen, Council Member


David Benson, Cache County Clerk

**HYRUM CITY
2023 PRIMARY ELECTION REPORT**

| CITY COUNCIL - 3 SEATS | PRECINCT | | | | | TOTAL |
|----------------------------|------------|------------|------------|------------|------------|-------------|
| | 1 | 2 | 3 | 4 | 5 | |
| Steve Adams | 111 | 106 | 127 | 115 | 101 | 560 |
| Scott R Casas | 39 | 49 | 33 | 61 | 46 | 228 |
| Teresa F Dimick | 49 | 19 | 41 | 47 | 65 | 221 |
| Vicky McCombs | 75 | 94 | 96 | 147 | 119 | 531 |
| Michael Nelson | 72 | 46 | 44 | 119 | 133 | 414 |
| Kevin J. Petersen | 101 | 66 | 82 | 138 | 117 | 504 |
| Craig Rasmussen | 115 | 119 | 148 | 146 | 129 | 657 |
| TOTAL TALLIED VOTES | 562 | 499 | 571 | 773 | 710 | 3115 |


We, the undersigned Board of Canvassers and Cache County Clerk, hereby certify the foregoing statement to be true and correct tabulation of the 2023 Primary Election returns as derived from the Official Canvass of Votes held this 19th day of September, 2023.




 Steve Adams, Council Member




 Vicky McCombs, Council Member



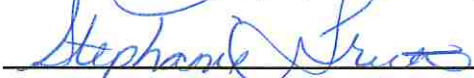
 Jared L. Clawson, Council Member



 Craig V. Rasmussen, Council Member



 Paul C. James, Council Member



 Stephanie Fricke, City Recorder

 David Benson, Cache County Clerk